

### TABLE OF CONTENTS

1. Timeline and Steps to Audition for HYS
2. Audition Components Guidelines
3. Order of Audition Video Components
4. Judging criteria
5. Which excerpt should I choose?
6. Expected skills for each orchestra
7. Video submission guidelines
8. Recording tips
9. How to share your video link
10. Audition Video Components with Excerpts

---

### Timeline and Steps to Audition for the 2025/26 HYS Season

1. February 20, 2025: Visit [www.houstonyouthsymphony.org/auditions](http://www.houstonyouthsymphony.org/auditions) to download the Audition Guide by Instrument. This will include all information you need including the required excerpt for each instrument.
2. February – April: Practice the required audition components found in the Audition Guide.
3. April 1, 2025: Online applications open. Visit <http://www.houstonyouthsymphony.org/auditions> to start your online application.
4. April 1–May 5, 2025: Submit your online application and \$55 audition fee. The deadline for submissions is May 5, 2025, at 10:00 AM. *For those who have financial hardship and would like to request an audition fee waiver, you must follow the instructions below BEFORE May 1st at 9:00 am. If you do not request a fee waiver before this day, you will not be considered for a waiver.*
5. Mid to late June 2025: Audition placement notifications sent by email. No phone calls, please.

---

To apply for a fee waiver, email [hys@houstonyouthsymphony.org](mailto:hys@houstonyouthsymphony.org) with one of the following options for documentation:

1. Documentation of free/reduced lunch program
2. College Board SAT or ACT fee waiver documentation
3. Proof of SNAP benefits
4. Proof of Medicaid insurance
5. First page of the most recent income tax return (not preferred but this will be required if you are accepted into HYS and apply for financial aid for the season tuition.)

If you cannot provide one of the above, email [hys@houstonyouthsymphony.org](mailto:hys@houstonyouthsymphony.org) to explore other options.

### AUDITION COMPONENTS GUIDELINES

- Scales (Select one major, one minor)
  - Must be memorized and played in 16th notes at a tempo of quarter = 54-72. You may do separate bows or slurring of your choice.
  - Play as many octaves as you are proficient.
  - Difficulty level of each scale will be considered.
- Solos (Select two contrasting solos)
  - All solos should be well-played, polished and in the appropriate tempo and style.
  - All-State and Region etudes may not be used.
  - You do not have to start at the beginning of the piece.
  - Solos should demonstrate current technical ability and musical maturity.
  - Do not play multiple movements from the same piece.
  - Difficulty level of each solo will be considered.
- Excerpt A, B, or C (Those who want to be considered for Symphony or Philharmonia must play Excerpt A)
  - Excerpt should be played at the marked tempo.
  - Difficulty level of the selected excerpt will be considered. Excerpt A is most difficult.

### ORDER OF AUDITION VIDEO COMPONENTS

#### Audition Video Components for all applicants

*All components must be performed in one continuous, uninterrupted take in the following order:*

1. 2 scales of your choice, memorized. One major, one minor.
2. Approximately 2 to 2.5 minutes of the first solo piece
3. Approximately 2 to 2.5 minutes of the second solo piece
4. Prepared Excerpt (Either A, B, or C). *In order to be considered for Symphony or Philharmonia, you must prepare excerpt A.*

---

### JUDGING CRITERIA

Each video component (scale 1, scale 2, solo 1, solo 2, excerpt) will be judged on:

1. Rhythm
2. Intonation
3. Tone
4. Musicality and Style (Solos and Excerpt Only)
5. Technique
6. Difficulty Level

# Houston Youth Symphony

## 2025/26 BASS AUDITION GUIDE WHICH EXCERPT SHOULD I CHOOSE?

The guidelines below represent the expected level of your scales/solos that correspond to the selected excerpt.

<b>EXCERPT A</b> <i>Must be played to be considered for Symphony or Philharmonia.</i>	<b>EXCERPT B OR EXCERPT C</b>
Scales: All major and melodic minor scales. Select one major, one minor.	Scales: All major and melodic minor scales up to four sharps and flats. Select one major, one minor.
Solos: Selected pieces should be from major concertos or sonatas/solo works by two different composers, contrasting in style and tempo from the Classical era or later.  Bach Partitas, Sonatas, or Suites for solo string instruments may be used.	Solos: Selected pieces should be contrasting in style and tempo.  Suzuki Book 3 is the minimum level for solos.

### EXPECTED SKILLS FOR EACH ORCHESTRA

To gain a better understanding of our varying orchestra levels, we recommend you [watch past HYS concert performances on our streaming platform, A440](#). Videos are free to stream and will give you an idea of the level of music at which each orchestra performs.

SYMPHONY	PHILHARMONIA	SINFONIA	STRING ORCHESTRA	DEBUT STRING ORCHESTRA
<ul style="list-style-type: none"> <li>Fluency in tenor clef</li> <li>Fluency in the first two octaves of each string in repertoire: in Rabbath/ Vance, this is the 1<sup>st</sup> through 5<sup>th</sup> position; in Simandl, 1<sup>st</sup> through 6<sup>th</sup> and thumb position.</li> </ul>	<ul style="list-style-type: none"> <li>Fluency in the first octave and a fifth of each string in repertoire: in Rabbath/Vance, this is the 1<sup>st</sup> through 4<sup>th</sup> position; in Simandl, through thumb position.</li> </ul>	<ul style="list-style-type: none"> <li>Proficiency in the first octave of each string in repertoire: in Rabbath/Vance, this is the 1<sup>st</sup> through 3<sup>rd</sup> position; in Simandl 1<sup>st</sup> through 5<sup>th</sup> position.</li> </ul>	<ul style="list-style-type: none"> <li>Proficiency in the first octave of each string in repertoire: in Rabbath/Vance, this is the 1<sup>st</sup> through 3<sup>rd</sup> position; in Simandl 1<sup>st</sup> through 5<sup>th</sup> position.</li> </ul>	<ul style="list-style-type: none"> <li>Proficiency in the first Perfect Fifth of each string in repertoire: in Rabbath/Vance this is 1<sup>st</sup> through 2<sup>nd</sup> position; in Simandl 1<sup>st</sup> through 3<sup>rd</sup> position.</li> </ul>

EXCERPT A

The shaded boxes represent which orchestras you could be placed in based on the excerpt you choose.

EXCERPT B

EXCERPT C

# Houston|Youth|Symphony

## 2025/26 BASS AUDITION GUIDE

**NOTE:** In the application, you will be asked which orchestra you would accept placement in. Select ALL orchestras that you would consider joining if you were offered a position in that orchestra. Your selections and how you answer that question on the application could determine whether you are placed into an orchestra, wait-listed, or declined.

**Scenario:** You prepared Excerpt B for your audition video. Your audition qualified you for String Orchestra and Debut String Orchestra. However, on the application, you indicated you would only accept placement in Sinfonia. In this scenario, you would receive a decline email because you did not select String Orchestra or Debut String Orchestra as orchestras you would accept placement in.

## 2025/26 AUDITION GUIDE

### VIDEO SUBMISSION GUIDELINES

*Failure to follow the guidelines may result in your submission being disqualified.*

- All components of the video must be performed in ONE continuous, unedited take in the correct order. Do not stop and start the camera between components.
- If you do not like a take, you may try again, as long as your final submission is in one continuous, unedited take.
- You may not edit, cut, splice, or otherwise alter your performance.
- The picture must remain stationary: no panning, zooming, multiple cameras, or fading in/out.
- Video framing: Place the video recording device so that you, your instrument, and your full range of motion are always in the frame, filling out the frame as much as you can. Make sure your music stand does not cover your face, instrument, arms/hands, and range of motion. (See sample videos on the [HYS YouTube Channel](#).)
- Video must not exceed 8 minutes. The judge will stop watching at 8 minutes. Make sure all the components of your audition fit within 8 minutes. It is ok if your video is less than 8 minutes.
- Tune your instrument to A=440.

---

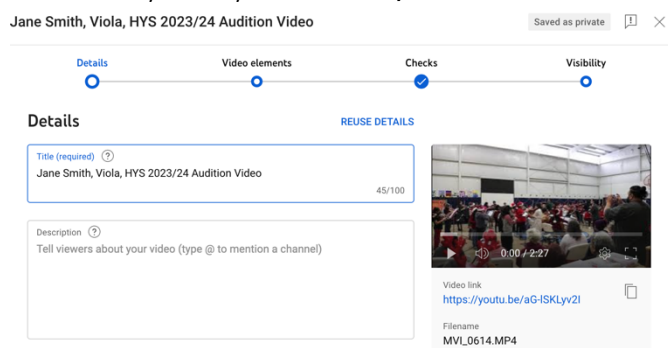
### RECORDING TIPS

- Recording on a phone or tablet device is fine. A special camera is not necessary.
- You may want to have someone else press the record and stop button for you.
- Record in a neutral acoustic in your home. Not in your closet (not enough echo) and not in your bathroom (too much echo). A living room or other open space should be ok.
- Record when you can have quiet and no interruptions.
- Film in a well-lit space. Make sure there is more light in front of you rather than behind you so that you are not backlit.
- For string instruments, make sure your f-holes are directed toward the video recording device.
- Place the video recording device on a flat surface with the microphone area unobstructed.
- Check sound levels to make sure sound is not distorted in loud passages and inaudible in soft passages.
- It is best to use the rear camera rather than the front-facing (selfie) camera as the rear camera is typically a higher resolution. Front selfie cameras can also result in the video being flipped.
- Time your solo pieces ahead of time so you know where to start and stop. You do not have to start at the beginning of your solo piece(s). You can go over/under the required number of minutes in order to finish a phrase.

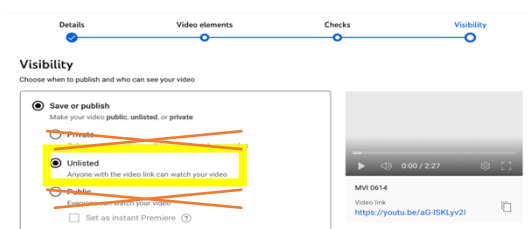
## 2025/26 AUDITION GUIDE

### HOW TO SHARE YOUR VIDEO LINK

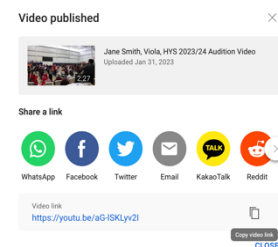
1. **Record your audition video**, following the audition video submission guidelines.
2. **Go to <http://studio.youtube.com/>**
3. If you already have a Gmail account, log in to your account. (Gmail and YouTube have the same login information.) You may use a parent/guardian account. Note: Gmail/YouTube does not allow children under 13 to have their own accounts.
4. If you do not have a Gmail account, create an account. You must be over 13 to create a Gmail account.
5. Once you are logged into YouTube Studio, **go to the upper right corner, and click “Create.”**
6. **Upload your video.**
7. Your title should be your **First Name, Last Name, Instrument, HYS 2025/26 Audition Video** (i.e. Jane Smith, Viola, HYS 2025/26 Audition Video)



8. **Click Next to get to Step 4: Visibility and select Unlisted.** Then click Save. Note: Selecting “Private” does not create a shareable link. You must select “Unlisted.”



9. **Copy the video link.** If you navigate away from this screen, the video link can be accessed again by visiting the “Content” in the left side menu of the YouTube Studio landing page. Click on your audition video and copy the video link again.
10. **Test your video link in a private browsing window to ensure the link works.** Watch your video from beginning to end to make sure it is the correct video and has all of the required components. Incorrect/incomplete video links may jeopardize your application to HYS.
11. **Paste your video link into the HYS application.**



## 2024/25 BASS AUDITION EXCERPTS

**Audition Video Components for all applicants:****(SEE AUDITION GUIDE FOR TIPS TO CHOOSE THE RIGHT EXCERPT)**

All components must be performed in one continuous, uninterrupted take in this order.

1. 2 scales of your choice, memorized. One major, one minor.
2. Approximately 3 minutes of first solo piece
3. Approximately 3 minutes of second solo piece
4. Prepared Excerpt (Either A, B, or C). In order to be considered for Symphony or Philharmonia, you must prepare excerpt A.

If you have questions about the appropriateness of your prepared pieces, please email us at [HYS@houstonyouthsymphony.org](mailto:HYS@houstonyouthsymphony.org). Allow 7 days for a response.

**EXCERPT A** – (in two parts, with brief pause between each part)

Beethoven, *Symphony No. 5, Mvt. III*

dotted half note = 70 – 85

**Part 1**

42 *sf sf dimin. pp* *poco rit.* *u tempo* *pp*

55 *cresc. -*

68 *f*

**Brief Pause**

**Part 2**

(no repeat)

137 *unis.* *p* *f*

147

158 *f*

166

175 1 2 3 4 5 6

**2024/25 BASS AUDITION EXCERPTS**

**Audition Video Components for all applicants:**

**(SEE AUDITION GUIDE FOR TIPS TO CHOOSE THE RIGHT EXCERPT)**

*All components must be performed in one continuous, uninterrupted take in this order.*

5. 2 scales of your choice, memorized. One major, one minor.
6. Approximately 3 minutes of first solo piece
7. Approximately 3 minutes of second solo piece
8. Prepared Excerpt (Either A, B, or C). *In order to be considered for Symphony or Philharmonia, you must prepare excerpt A.*

If you have questions about the appropriateness of your prepared pieces, please email us at [HYS@houstonyouthsymphony.org](mailto:HYS@houstonyouthsymphony.org). Allow 7 days for a response.

**EXCERPT B (on next page)**

Haydn, *Symphony No. 95 in C minor*, Mvt. II  
eighth note = 80



2024/25 BASS AUDITION EXCERPTS

**H.**

*p* *f*

This system contains two staves of music. The top staff begins with a piano (*p*) dynamic and a forte (*f*) dynamic. The bottom staff also begins with a piano (*p*) dynamic and features a red bracket highlighting a section of music.

This system contains two staves of music. The top staff features a melodic line with various articulations. The bottom staff provides a harmonic accompaniment.

**I 2**  
*p*

**2**  
*p*

This system contains two staves of music. It includes first and second endings, marked with 'I 2' and '2'. The dynamics are marked as piano (*p*).

*dimin.* *pp* *ff*

*dimin.* *pp* *ff*

**1**

This system contains two staves of music. It includes dynamics such as *dimin.*, *pp*, and *ff*. A red bracket highlights a section in the bottom staff. Fingering numbers '1' are indicated above the notes.

**2024/25 BASS AUDITION EXCERPTS****Audition Video Components for all applicants:****(SEE AUDITION GUIDE FOR TIPS TO CHOOSE THE RIGHT EXCERPT)**

All components must be performed in one continuous, uninterrupted take in this order.

9. 2 scales of your choice, memorized. One major, one minor.
10. Approximately 3 minutes of first solo piece
11. Approximately 3 minutes of second solo piece
12. Prepared Excerpt (Either A, B, or C). *In order to be considered for Symphony or Philharmonia, you must prepare excerpt A.*

If you have questions about the appropriateness of your prepared pieces, please email us at [HYS@houstonyouthsymphony.org](mailto:HYS@houstonyouthsymphony.org). Allow 7 days for a response.

**EXCERPT C**

Bach, *Sheep May Safely Graze*

quarter note = 46 – 56



The musical score for Excerpt C is presented in three staves of bass clef notation, 4/4 time signature, and a key signature of two sharps (D major). The first staff begins with a red bracket on the left and contains a *mf* dynamic marking. The second staff features dynamic markings of *p*, *mf*, and *p*. The third staff begins with a *mf* dynamic marking and ends with a red bracket on the right. The music consists of a series of eighth and sixteenth notes, often beamed together, with some notes marked with accents or slurs.